

A school of dolphins swimming in clear blue water. The dolphins are seen from an overhead perspective, moving in various directions. The water is a vibrant turquoise color, and the dolphins' sleek bodies and tails are clearly visible. The scene is dynamic and captures the natural behavior of the animals in their habitat.

LONG EQUITY

The Linear
Compounders

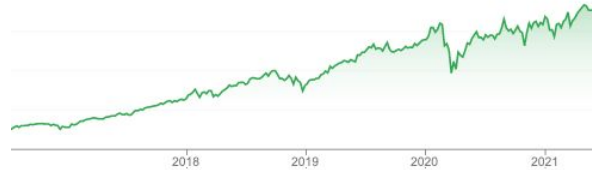
Long Equity Fund

2022

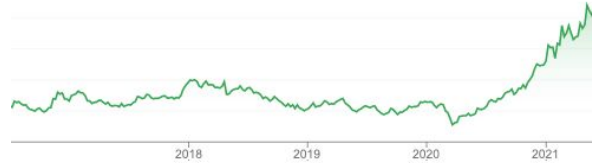
What is linearity?

Knowing that a company grew its share price by 100% over the last 5 years doesn't tell you whether the growth was incremental or occurred rapidly in a short burst. In investing, returns can either be consistent or erratic. We prefer consistent incremental growth.

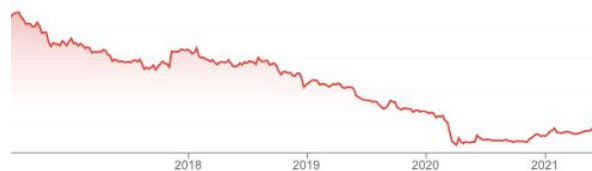
Filtering for linearity helps find companies that look like this ($R^2 = 0.98$):



and avoid companies that look like this ($R^2 = 0.27$):



and especially this ($R^2 = -0.97$):



What about valuation?

Any share price growth over any time period can be understood by the growth of earnings or the change in valuation.

We seek to understand what has driven share price growth and whether the balance leans more towards earnings growth (good) or towards an increased valuation (less good).

Ticker	Company	5-yr Return (%)	10-yr Return (%)	5-yr Linearity	10-yr Linearity
EW	Edwards Lifesciences	262%	866%	0.97	0.95
TDY	Teledyne	248%	640%	0.97	0.95
CTAS	Cintas	219%	927%	0.96	0.95
STE	Steris	224%	659%	0.98	0.95
MA	Mastercard	202%	711%	0.95	0.96
PGR	Progressive	172%	454%	0.97	0.97
MOH	Molina Healthcare	564%	1085%	0.97	0.90
SBAC	SBA Communications	190%	595%	0.96	0.95
MSFT	Microsoft	305%	757%	0.97	0.91
DG	Dollar General	243%	435%	0.98	0.94
AMZN	Amazon	215%	1401%	0.93	0.94
TMO	Thermo Fisher Scientific	238%	908%	0.96	0.92
UNH	UnitedHealth Group	198%	774%	0.94	0.94
CDNS	Cadence	343%	1214%	0.95	0.90
SPGI	S&P Global	179%	684%	0.95	0.94
CPRT	Copart	278%	786%	0.94	0.92
SNPS	Synopsys	287%	883%	0.95	0.89
ORLY	O'Reilly Automotive	160%	637%	0.96	0.93
MCO	Moody's	172%	670%	0.94	0.94
VRSK	Verisk	154%	339%	0.97	0.95
ODFL	Old Dominion	374%	1178%	0.94	0.88
AAPL	Apple	343%	694%	0.95	0.88
V	Visa	125%	595%	0.93	0.97

Ticker	Company	5-yr Return (%)	10-yr Return (%)	5-yr Linearity	10-yr Linearity
TSE:CSU	Constellation Software Inc	236	2,333	0.99	0.96
TSE:WCN	Waste Connections Inc	131	504	0.98	0.98
TSE:DSG	Descartes Systems	183	894	0.94	0.94
TSE:TIH	Toromont Ind	153	439	0.92	0.94
TSE:TVK	Terravest Capital Inc	156	1,124	0.91	0.93
TSE:CP	Canadian Pacific Railway Ltd	131	532	0.95	0.93
TSE:BYD	Boyd Group Services Inc	102	1,358	0.89	0.95
TSE:CJT	Cargojet Inc	254	1,889	0.89	0.89
TSE:BIP.UN	Brookfield Infra Partners LP Units	83	365	0.92	0.97
TSE:WDO	Wesdome Gold Mines Ltd	306	955	0.92	0.86
TSE:CIGI	Colliers International Group Inc	141	1,139	0.84	0.93
TSE:IFC	Intact Financial Corp	98	212	0.97	0.95
TSE:FNV	Franco-Nevada Corp	130	420	0.92	0.92
TSE:CNR	Canadian National Railway Co.	57	303	0.92	0.98
TSE:GIB.A	CGI Group Inc Cl A Sv	62	373	0.89	0.97
TSE:CGY	Calian Group Ltd	155	242	0.91	0.86
TSE:X	Tmx Group Ltd	84	197	0.95	0.92
TSE:BEP.UN	Brookfield Renewable Partners LP	131	255	0.91	0.84
TSE:IIP.UN	Interrent Real Estate Investment Trust	96	296	0.85	0.93
TSE:AIF	Altus Group Ltd	67	629	0.84	0.93

United Kingdom

LONG EQUITY

Ticker	Company	5-yr Return (%)	10-yr Return (%)	5-yr Linearity	10-yr Linearity
LON:JDG	Judges Scientfc	295	1,240	0.97	0.88
LON:SAFE	Safestore	201	884	0.93	0.94
LON:SGRO	Segro	161	455	0.95	0.94
LON:YOU	YouGov	306	1,415	0.94	0.89
LON:HLMA	Halma	137	519	0.94	0.94
LON:SRE	Sirius Real Estate	121	49,900	0.91	0.94
LON:RMV	Rightmove	67	394	0.94	0.98
LON:DPH	Dechra Pharmaceuticals	140	742	0.90	0.95
LON:PIN	Pantheon International	63	277	0.95	0.98
LON:RTO	Rentokil Initial	97	549	0.90	0.95
LON:DPLM	Diploma	137	542	0.93	0.91
LON:LSEG	London Stock Exchange Group	135	800	0.90	0.94
LON:HGT	Hg Capital Trust	146	300	0.95	0.90
LON:PCT	Polar Capital Technology Trust	120	457	0.93	0.94
LON:BYG	Big Yellow Group	87	362	0.91	0.96
LON:AZN	AstraZeneca	81	208	0.95	0.95
LON:CCC	Computacenter	218	403	0.93	0.87
LON:JAM	JPMorgan American Investment Trust	77	274	0.91	0.95
LON:3IN	3i Infrastructure	28	88	0.93	0.98
LON:FERG	Ferguson plc	108	319	0.91	0.90
LON:SPX	Spirax-Sarco Engineering	148	425	0.89	0.89
LON:HFG	Hilton Food Group	64	284	0.88	0.97

Switzerland

LONG EQUITY

Ticker	Company	5-yr Return (%)	10-yr Return (%)	5-yr Linearity	10-yr Linearity
SWX:LONN	Lonza Group	254	1,531	0.94	0.93
SWX:SIKA	Sika	205	910	0.95	0.92
SWX:BEAN	BELIMO	179	467	0.95	0.92
SWX:GIVN	Givaudan	102	339	0.96	0.95
SWX:BKW	BKW	114	244	0.97	0.94
SWX:HBMN	HBM Healthcare Investments	129	523	0.91	0.92
SWX:SFZN	Siegfried	161	638	0.90	0.90
SWX:INRN	Interroll	163	836	0.86	0.90
SWX:LISP	Chocoladefabriken Lindt & Sprüngli	94	275	0.93	0.94
SWX:EMMN	Emmi	40	403	0.92	0.97
SWX:PEAN	Peach Property Group	157	330	0.92	0.91
SWX:NESN	Nestlé	64	124	0.96	0.95
SWX:BANB	Bachem	301	1,148	0.84	0.78
SWX:ALSN	ALSO	85	443	0.87	0.92
SWX:BARN	Barry Callebaut	66	159	0.90	0.97
SWX:LISN	Chocoladefabriken Lindt & Sprüngli	67	228	0.91	0.95
SWX:EMSN	Ems-Chemie	46	400	0.85	0.96
SWX:PGHN	Partners Group	99	564	0.82	0.91
SWX:SQN	Swissquote Group	489	391	0.86	0.72
SWX:SOON	Sonova	160	273	0.89	0.86

Ticker	Company	5-yr Return (%)	10-yr Return (%)	5-yr Linearity	10-yr Linearity
EPA:ARG	ARGAN	308	796	0.98	0.95
EPA:TEP	TELEPERFORMANCE	227	972	0.96	0.95
EPA:WDP	WDP	214	466	0.98	0.93
EPA:WKL	WOLTERS KLUWER	152	470	0.98	0.97
EPA:DIM	SARTORIUS STED BIO	537	2,281	0.94	0.86
EPA:RBT	ROBERTET	155	526	0.94	0.96
EPA:GENX	GENERIX GROUP	213	677	0.94	0.89
EPA:DSY	DASSAULT SYSTEMES	162	392	0.94	0.95
EPA:BREB	BREDERODE	170	430	0.95	0.93
EPA:VGP	VGP	273	1,208	0.89	0.88
EPA:ASML	ASML HOLDING	365	1,038	0.91	0.85
EPA:MONT	MONTEA	175	310	0.97	0.92
EPA:PHA	PHARMAGEST INTER.	137	501	0.92	0.95
EPA:EDPR	EDP RENOVAVEIS	242	561	0.93	0.87
EPA:LBIRD	LUMIBIRD	328	1,456	0.81	0.90
EPA:MC	LVMH	201	378	0.95	0.91
EPA:IGE	IGE + XAO	154	479	0.90	0.94
EPA:DSM	DSM KON	149	249	0.97	0.93
EPA:ITP	INTERPARFUMS	186	471	0.90	0.92
EPA:ALESK	ESKER	264	1,263	0.87	0.84

Germany

LONG EQUITY

Ticker	Company	5-yr Return (%)	10-yr Return (%)	5-yr Linearity	10-yr Linearity
ETR:SY1	Symrise AG	109	579	0.97	0.98
ETR:HYQ	HYPOPORT AG	703	6,589	0.97	0.90
ETR:BC8	Bechtle AG	348	1,440	0.96	0.92
ETR:AFX	Carl Zeiss Meditec AG	488	1,216	0.96	0.89
ETR:TEG	TAG Immobilien AG	128	345	0.96	0.96
ETR:PUM	Puma SE	416	382	0.94	0.85
ETR:G24	Scout24 AG	115		0.94	
ETR:EVT	Evotec SE	704	1,521	0.93	0.91
ETR:SRT	Sartorius AG	641		0.93	
ETR:NEM	Nemetschek SE	513	4,920	0.90	0.90
ETR:AOF	Atoss Software AG	678	2,374	0.90	0.81
ETR:LPK	LPKF Laser & Electronics AG	233	321	0.88	0.63
ETR:ECV	Encavis AG	176	455	0.88	0.82
ETR:SBS	STRATEC	173	379	0.87	0.87
ETR:COP	CompuGroup Medical SE	96	705	0.92	0.97

Belgium

LONG EQUITY

Ticker	Company	5-yr Return (%)	10-yr Return (%)	5-yr Linearity	10-yr Linearity
EBR:WDP	Warehouses de Pauw	161	491	0.95	0.92
EBR:BREB	Brederode	148	488	0.92	0.91
EBR:VGP	VGP	225	933	0.89	0.86
EBR:MONT	Montea	128	312	0.93	0.90
EBR:ELI	Elia Group	196	373	0.90	0.86
EBR:LOTB	Lotus Bakeries	114	904	0.87	0.92
EBR:SOF	Sofina	113	379	0.89	0.90
EBR:ACCB	Accentis	75	250	0.88	0.94
EBR:ARGX	Argenx Se	1,673		0.98	
EBR:IEP	Iep Invest	69	291	0.97	0.86
EBR:AED	Aedifica	62	137	0.89	0.94
EBR:PAY	Payton Planar	177		0.91	
EBR:TUB	Tubize-Fin	28	191	0.81	0.92
EBR:UCB	UCB	38	172	0.82	0.90
EBR:MOUR	Moury Construct	139		0.85	
EBR:HOMI	Home Invest Be.	23	68	0.86	0.89
EBR:XIOR	Xior	60		0.87	

Ticker	Company	5-yr Return (%)	10-yr Return (%)	5-yr Linearity	10-yr Linearity
HEL:NESTE	Neste Oyj	242	1,391	0.93	0.93
HEL:REGIV	Revenio Group Oyj	272	3,462	0.90	0.86
HEL:VAIAS	Vaisala Oyj A	119	388	0.90	0.91
HEL:DIGIA	Digia Oyj	171	457	0.91	0.86
HEL:EQVIV	eQ Oyj	198	1,132	0.87	0.87
HEL:MEKKO	Marimekko Oyj	435	284	0.88	0.75
HEL:KESKOB	Kesko Oyj B	117	306	0.89	0.87
HEL:ETTE	Etteplan Oyj	118	539	0.81	0.89
HEL:ELISA	Elisa Oyj	72	238	0.87	0.95
HEL:ALBBV	Ålandsbanken Abp B	133	247	0.88	0.83
HEL:KESKOA	Kesko Oyj A	105	268	0.88	0.86
HEL:CAPMAN	CapMan Oyj	52	143	0.86	0.91
HEL:ALMA	Alma Media Oyj	95	90	0.86	0.86

Ticker	Company	5-yr Return (%)	10-yr Return (%)	5-yr Linearity	10-yr Linearity
STO:SCA-A	Svenska Cellulosa SCA AB	300	1,076	0.93	0.94
STO:BALD-B	Fastighets AB Balder	155	1,460	0.95	0.95
STO:CATE	Catena AB	281	706	0.97	0.90
STO:BIOT	Biotage AB	345	2,717	0.90	0.91
STO:ANOD-B	Addnode Group AB	455	1,008	0.96	0.85
STO:BEIJ-B	Beijer Ref AB	568	1,075	0.93	0.85
STO:CEVI	CellaVision AB	145	1,933	0.90	0.96
STO:VIT-B	Vitec Software Group AB	674	3,853	0.92	0.81
STO:ADDT-B	Addtech AB	347	1,034	0.92	0.84
STO:FPIP	FormPipe Software AB	171	417	0.92	0.92
STO:STEF-B	Stendorren Fastigheter AB	290	1,308	0.91	0.85
STO:HOLM-B	Holmen AB Class B	191	521	0.92	0.91
STO:LAGR-B	Lagercrantz Group AB	217	1,563	0.90	0.86
STO:IVSO	Invisio AB	173	6,280	0.87	0.91
STO:LATO-B	Investment AB Latour	177	692	0.91	0.89
STO:BTS-B	BTS Group AB	403	628	0.92	0.83
STO:AXFO	Axfood AB	106	371	0.92	0.96
STO:SECT-B	Sectra AB	294	1,444	0.89	0.84
STO:INDT	Indutrade AB	276	900	0.91	0.85
STO:NIBE-B	Nibe Industrier AB	426	1,548	0.89	0.81
STO:AZN	AstraZeneca plc	136	309	0.94	0.93

Ticker	Company	5-yr Return (%)	10-yr Return (%)	5-yr Linearity	10-yr Linearity
CPH:CHEMM	ChemoMetec	2,080	17,340	0.90	0.76
CPH:JDAN	Jeudan	103	224	0.96	0.96
CPH:DSV	DSV	183	783	0.89	0.89
CPH:RBREW	Royal UNIBREW	94	635	0.88	0.95
CPH:ALK-B	ALK-Abelló B	160	617	0.93	0.87
CPH:RILBA	Ringkjøbing Landbobank	147	474	0.90	0.88
CPH:COLO-B	Coloplast B	66	342	0.90	0.93
CPH:GMAB	Genmab	69	5,122	0.83	0.93
CPH:NOVO-B	Novo Nordisk B	179	364	0.88	0.80
CPH:CBRAIN	CBRAIN	329	4,022	0.80	0.72
CPH:NORTHM	North Media	296	242	0.81	0.76
CPH:TRYG	Tryg	56	218	0.86	0.95
CPH:NZYM-B	Novozymes B	65	213	0.87	0.91
CPH:TIV	Tivoli A/S	35	188	0.85	0.96
CPH:ORSTED	Ørsted	166		0.87	
CPH:CARL-A	Carlsberg A	59	114	0.83	0.84

Ticker	Company	5-yr Return (%)	10-yr Return (%)	5-yr Linearity	10-yr Linearity
BIT:RACE	Ferrari N.V	206		0.99	
BIT:FKR	Falck Renewables S.p.A	702	950	0.98	0.86
BIT:AMP	Amplifon SpA	241	914	0.96	0.91
BIT:STM	STMicroelectronics N.V	154	554	0.92	0.91
BIT:REY	Reply S.p.A	280	3,089	0.90	0.88
BIT:ERG	ERG S.p.A	172	464	0.90	0.92
BIT:INW	Infrastrutture Wireless Italiane S.p.A	111		0.90	
BIT:MONC	Moncler S.p.A	130		0.89	
BIT:SES	SeSa S.p.A	592		0.89	
BIT:TRN	Terna - Rete Elettrica Nazionale Società per Azioni	72	184	0.87	0.92
BIT:CPR	Davide Campari-Milano S.p.A	94	285	0.87	0.93
BIT:FBK	FinecoBank Banca Fineco S.p.A	112		0.86	
BIT:REC	Recordati Industria Chimica e Farmaceutica S.p.A	45	784	0.84	0.97
BIT:BC	Brunello Cucinelli S.p.A	121		0.83	
BIT:DIA	DiaSorin S.p.A	103	532	0.83	0.89
BIT:MOL	Gruppo MutuiOnline S.p.A	200	851	0.81	0.82
BIT:ZV	Zignago Vetro S.p.A	52	141	0.81	0.86
BIT:TIP	Tamburi Investment Partners S.p.A	90	473	0.81	0.94

Ticker	Company	5-yr Return (%)	10-yr Return (%)	5-yr Linearity	10-yr Linearity
VIE:VER	Verbund Ag	528	379	0.94	0.82
VIE:MMK	Mayr Melnhof Karton Ag	55	130	0.82	0.89
VIE:EVN	Evn Ag	95	141	0.77	0.82
VIE:ATS	At & S Austria Technologie & Systemtechnik Ag	391	431	0.75	0.76

Ticker	Company	5-yr Return (%)	10-yr Return (%)	5-yr Linearity	10-yr Linearity
AMS:WKL	Wolters Kluwer NV	179	634	0.98	0.97
AMS:ASML	ASML Holding NV	537	1,034	0.91	0.83
AMS:DSM	Koninklijke DSM N.V.	204	269	0.95	0.91
AMS:ASM	ASM International NV (Amsterdam)	684	915	0.90	0.75
AMS:REN	Relx PLC	90	397	0.85	0.95
AMS:AXS	Accsys Technologies Plc	127	994	0.82	0.86
AMS:ORDI	Ordina N.V.	313	367	0.86	0.75
AMS:AD	Koninklijke Ahold Delhaize NV	34	135	0.95	0.90
AMS:IMCD	Imcd NV	328		0.90	

Hong Kong

LONG EQUITY

Ticker	Company	5-yr Return (%)	10-yr Return (%)	5-yr Linearity	10-yr Linearity
HKG:2020	Anta Sports	284	1,074	0.85	0.87
HKG:1830	Perfect Medical Health Management	447	644	0.89	0.78
HKG:2331	Li Ning	968	803	0.89	0.76
HKG:2319	Mengniu Dairy	168	224	0.91	0.89
HKG:2688	XinAo Gas	149	291	0.91	0.88
HKG:0268	Kingdee International Software Group	382	829	0.85	0.82
HKG:0881	Zhongsheng Group Holdings	356	243	0.89	0.80
HKG:0856	VSTECs	147	332	0.85	0.89
HKG:0669	Techtronic Industries	168	867	0.83	0.83
HKG:3998	Bosideng International	530	87	0.89	0.62
HKG:0960	Longfor Properties	193	212	0.85	0.86
HKG:2899	Zijin Mining Group	310	327	0.84	0.72
HKG:0631	Wing Shing International	380	28	0.88	0.54
HKG:3968	China Merchants Bank	122	189	0.83	0.87
HKG:0826	Tiangong International	219	24	0.85	0.56
HKG:0388	Hong Kong Exchanges and Clearing	73	169	0.81	0.82
HKG:0291	China Resources Enterprise	123	55	0.83	0.76

Ticker	Company	5-yr Return (%)	10-yr Return (%)	5-yr Linearity	10-yr Linearity
ASX:RMD	RESMED	261	1,029	0.97	0.92
ASX:TNE	TECHNOLOGY ONE	109	874	0.93	0.96
ASX:GMG	GOODMAN GROUP	183	560	0.97	0.93
ASX:ELD	ELDERS	203	630	0.92	0.93
ASX:CKF	COLLINS FOODS	109	868	0.89	0.95
ASX:MQG	MACQUARIE GROUP	126	636	0.89	0.94
ASX:REA	REA GROUP	114	850	0.90	0.93
ASX:ALU	ALTIUM	331	16,560	0.83	0.93
ASX:CHC	CHARTER HALL GROUP	187	646	0.92	0.89
ASX:BRG	BREVILLE GROUP	146	525	0.92	0.91
ASX:NXT	NEXTDC	187	434	0.90	0.91
ASX:CWY	CLEANAWAY WASTE MANAGEMENT	158	311	0.95	0.91
ASX:CSL	CSL	107	650	0.86	0.94
ASX:CNI	CENTURIA CAPITAL GROUP	143	618	0.91	0.91
ASX:GOR	GOLD ROAD RESOURCES	152	489	0.85	0.93
ASX:FPH	FISHER & PAYKEL HEALTHCARE	138	1,096	0.84	0.90
ASX:COH	COCHLEAR	63	270	0.92	0.97
ASX:ALL	ARISTOCRAT LEISURE	72	942	0.82	0.95
ASX:JBH	JB HI-FI	107	421	0.92	0.90
ASX:SPK	SPARK NEW ZEALAND	37	124	0.92	0.97
ASX:ASX	ASX	67	167	0.88	0.95

New Zealand

LONG EQUITY

Ticker	Company	5-yr Return (%)	10-yr Return (%)	5-yr Linearity	10-yr Linearity
NZE:RBD	Restaurant Brands New Zealand	152	635	0.96	0.96
NZE:EBO	Ebos Group	122	536	0.92	0.95
NZE:IFT	Infratil	188	349	0.94	0.86
NZE:MFT	Mainfreight	247	740	0.90	0.86
NZE:FPH	Fisher & Paykel Healthcare Corporation	138	953	0.83	0.90
NZE:PFI	Property for Industry	66	136	0.92	0.91
NZE:SUM	Summerset Group Holdings	115	665	0.84	0.88
NZE:POT	Port of Tauranga	51	181	0.85	0.95
NZE:BRM	Barramundi	132	252	0.90	0.83
NZE:VCT	Vector	31	56	0.86	0.89
NZE:CNU	Chorus	70	112	0.82	0.87

Ticker	Company	5-yr Return (%)	10-yr Return (%)	5-yr Linearity	10-yr Linearity
NSE:BHARATRAS	Bharat Rasayan	379	10,829	0.92	0.92
NSE:HONAUT	Honeywell Automation India	241	1,455	0.97	0.96
NSE:VINATIORGA	Vinati Organics	356	3,760	0.95	0.91
NSE:ATUL	Atul	239	4,365	0.95	0.93
NSE:PIDIITIND	Pidilite Industries	196	1,146	0.96	0.95
NSE:AARTIIND	Aarti Industries	260	4,357	0.93	0.92
NSE:DIVISLAB	Divi's Laboratories	570	929	0.95	0.85
NSE:RELAXO	Relaxo Footwears	346	6,627	0.92	0.89
NSE:RELIANCE	Reliance Industries	281	628	0.98	0.92
NSE:BERGEPAIN	Berger Paints (I)	155	1,412	0.94	0.93
NSE:PIIND	PI Industries	203	2,319	0.94	0.91
NSE:NAVINFLUOR	Navin Fluorine International	509	4,259	0.91	0.84
NSE:ABBOTINDIA	Abbott India	297	1,006	0.93	0.90
NSE:TCS	Tata Consultancy Services	193	462	0.96	0.93
NSE:TRENT	Trent	331	1,125	0.92	0.88
NSE:BAJFINANCE	Bajaj Finance	370	6,957	0.88	0.88
NSE:SRF	SRF	530	5,043	0.89	0.82
NSE:ASIANPAINT	Asian Paints	160	717	0.93	0.92
NSE:ASTRAL	Astral Poly Technik	424	7,522	0.88	0.85
NSE:TORNTPHARM	Torrent Pharmaceuticals	98	671	0.95	0.96
NSE:CGCL	Capri Global Capital	999	4,346	0.89	0.80
NSE:JBCHEPHARM	JB Chemicals & Pharmaceuticals	392	2,426	0.90	0.81
NSE:DEEPAKTR	Deepak Nitrite	1,330	12,870	0.87	0.76
NSE:SUVEN	Suven Life Sciences	749	9,626	0.88	0.76
NSE:REFEX	Refex Industries	654	3,457	0.89	0.79
NSE:ALKYLAMINE	Alkyl Amines Chemicals	1,483	15,130	0.86	0.73
NSE:PGHL	Procter & Gamble Health	304	636	0.90	0.90
NSE:GARFIBRES	Garware Technical Fibres	270	6,153	0.88	0.88
NSE:HINDUNILVR	Hindustan Unilever	123	390	0.93	0.96
NSE:NAUKRI	Info Edge (India)	351	989	0.90	0.85
NSE:BRITANNIA	Britannia Industries	81	1,121	0.90	0.98
NSE:DABUR	Dabur India	85	376	0.93	0.97
NSE:MUTHOOTFIN	Muthoot Finance	204	903	0.91	0.88
NSE:IPCALAB	IPCA Laboratories	261	437	0.93	0.81
NSE:HCLTECH	HCL Technologies	155	790	0.91	0.88
NSE:PGHH	Procter & Gamble Hygiene and Health Care	72	557	0.90	0.97
NSE:KOTAKBANK	Kotak Mahindra Bank	95	564	0.90	0.96
NSE:NESTLEIND	Nestle India	146	271	0.93	0.91
NSE:INFY	Infosys	232	432	0.92	0.84